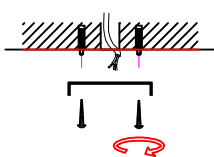

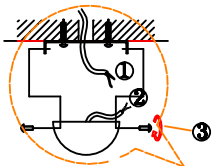
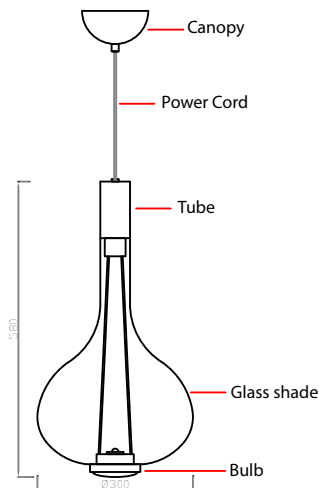
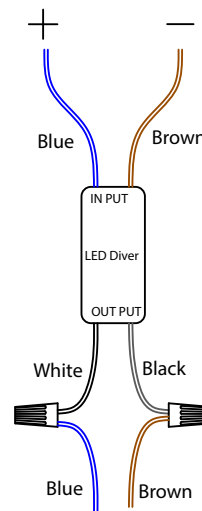


INSTALLATION INSTRUCTIONS



Connect wires according to below chart



Installation Instructions

1. Fix the panel to the ceiling or wall and connect the power cord as required.
This work is recommended to be operated by professionals to ensure safety

WARNING (To reduce the risk of fire, electric shock, or injury to persons):

1. Turn off the power before installation;
2. Please wear gloves when installing;
3. Do not install on the ceiling of wet gray water;
4. Please turn off the power when cleaning;
5. Do not rotate when installing the lamp;
6. Merchants must install the products in accordance with the (installation instructions), otherwise the consequences.