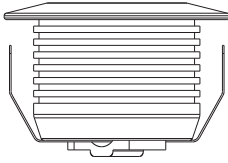
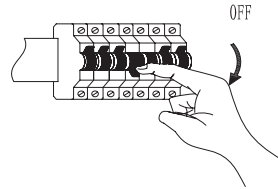


## Installation Instructions

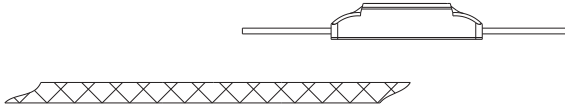
1



2

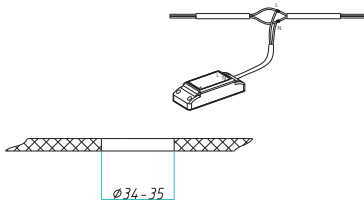


3



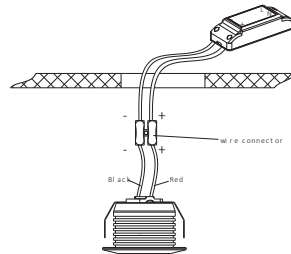
Put the driver first before installation

4

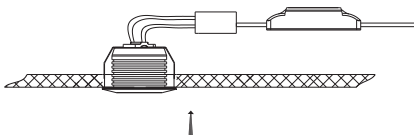


Put the driver's L/N bare copper wire on the main L/N, please use the rubberized fabric protect the inside wire ( It has two group ). Also use the rubberized fabric protect the outside wire.

5



6



7

